

## Unit 3: Harvest

**Faith Focus:** God provides for our needs.

*The LORD bless you and protect you. (Numbers 6:24)*

## SESSION 12

### GROW IN FAITH

#### God Provides More Than You Can Imagine— 2 Kings 4:1-7

In this story, a recently widowed woman comes to Elisha asking for help with a debt. According to the laws of the time, the woman is about to lose everything. Elisha asks the widow what she has left. The only thing she has is a small jar of oil. Elisha tells the woman to borrow jars from neighbors and pour oil into the jars. Somehow, the widow suddenly has an abundance of oil. Every jar is filled. In this story, you will notice that no one says thank you. However, it kind of feels like gratitude seeps out of the Scripture. There seems to be a sense of hopeful urgency in the demands, anticipation in the collection of jars, and great enthusiasm for the final results. When we are experiencing God's provision and protection, we might not always notice. But if you can pause for just a moment to feel God's goodness, these moments might become even greater.

- Use a collection of jars for play.
- Tell the story in a fast-paced and interactive way.

### SESSION OUTLINE

#### COME TOGETHER

Prepare to Learn  
Faith Focus—God Provides  
for Our Needs  
Overflowing Blessings  
(Craft)

#### FAITH CONNECTIONS

Read the Story  
Big Faith Video  
Faith Response

Big Faith Ages 3–6  
Leader Guide • Fall 2024

#### FUN WITH FAITH

Blessing Jar  
(Craft)  
Guesstimating  
(Problem Solving)  
Measuring Fun  
(Science/Math)

#### SHARE YOUR FAITH

Big Faith Idea—Faith in God

### SUPPLIES

crayons  
colored pencils  
scissors  
pencils  
tape  
glue  
large craft sticks  
drawing paper (optional)  
small plastic jars  
colored paper  
permanent marker  
three large jars  
buttons  
marbles  
large craft pom-poms  
large bowls  
measuring cups  
dry lentils  
dry beans  
water  
dry pasta noodles  
newspaper or tarp  
oil (olive or canola)  
TV and DVD player or  
streaming device

# COME TOGETHER

## Prepare to Learn

*Supplies: All-Ages Class Pack, Activity Sheets, Activity Stickers*

*Prepare Ahead: Set up your area with supplies and activity pages needed for today's session. Display the Unit 3 Bible Verse Poster (Class Pack—pp. 9 & 16) and Unit 3 Faith Focus Poster (Class Pack—pp. 5 & 20) to use later in the session.*

- As children arrive, invite them to join you in a circle.
- Give each child a copy of the “Fall Sticker Page” (Activity Sheets—p. 29) and their own set of Activity Stickers. Have children place the jar sticker on the Session 12 space.

**SAY:** We are learning how God provides for us. Sometimes God provides even more than we had imagined! We can have faith in God to help us find what we need. God may even use us to help others find what they need!

**ASK:** Have you ever had to ask for help from a friend? What was that like? Has a friend ever asked you for help? What happened?

## Faith Focus—God Provides for Our Needs

*Supplies: All-Ages Class Pack, crayons or colored pencils*

*Prepare Ahead: Display the Unit 3 Faith Focus Poster (Class Pack—pp. 5 & 20). Photocopy “Where I Help” (Leader Guide—p. 82) for each child.*

**SAY:** Our faith focus for today is “God provides for our needs.” Sometimes God provides in ways that surprise us! And God shows people how they can be helpers in ways that might surprise us!

**ASK:** How do you think you could be a helper in a way that surprises someone? at home? at school? in your neighborhood?

- Give each child a copy of “Where I Help.”
- Encourage children to draw or write how they help in each of the places pictured.

## Overflowing Blessings

*Supplies: Activity Sheets, scissors, tape, glue, large craft sticks*

*Prepare Ahead: Tear out “Overflowing Blessings” (Session 12 Activity Sheet) for each child. Cut out the oil and the jar ahead of time.*

- Give each child the jar and oil pieces.
- Tape or glue the jar onto a craft stick.

- Fold the oil on the white dashed lines. Tape or glue the oil to the top of the jar like it is overflowing.

**SAY:** In our Bible story today, a woman needs to have enough oil. She asks God’s prophet Elisha for help.

**ASK:** What do you think will happen?

- Encourage children to bring their oil jars with them to hear the story.

## FAITH CONNECTIONS

### Read the Story

*Supplies: CEB Bible storybook*

- Invite the children to join you in a circle.
- Read the story of Elisha and the widow from 2 Kings 4:1-7 in your favorite CEB Bible storybook.

**SAY:** God provided for the woman by sending helpers, and because they shared, she had more than she needed! There was an abundance of oil! Maybe she went on to help someone else. What do you think?

### Big Faith Video

*Supplies: Big Faith DVD, TV, DVD player or streaming device*

- Watch the Session 12 video on the Big Faith DVD or via your Amplify Media subscription.
- Share the questions on the screen with the children. You may also choose to add your own questions. Give children time to share their responses and ideas.

**ASK:** What was the most surprising part of this video?

### Faith Response

*Supplies: All-Ages Class Pack, markers or permanent markers, paper (optional)*

*Prepare Ahead: Display the Unit 3 Faith Response Poster (Class Pack—pp. 7 & 18) and the Unit 3 Bible Verse Poster (Class Pack—pp. 9 & 16) if you haven’t already.*

- Invite children to wonder about the images on the posters.
- Encourage children to say the Bible verse with you.

**SAY:** Our story today was about a woman who needed some oil.

**ASK:** When have you shared something that was important to you with someone else? When has someone else shared something important with you? What happened? How did it feel?

- Lay the Faith Response Poster on the floor or a table and invite the children to gather around it.
- Invite children to draw on the poster something they can share with someone.

*Tip: Children will draw something on this poster in each session of this unit, so encourage children to draw small if possible. You can also add additional paper around your poster if needed.*

## FUN WITH FAITH

### **Blessing Jar**

*Supplies: small plastic jars approximately 3"-5" tall, colorful paper cut into 4" squares, pencils, permanent marker*

**SAY:** In our Bible story today, a woman experienced God providing for her through the oil overflowing her jars. The jars helped show the woman God's blessing!

**ASK:** What would be a blessing for you? Would people saying kind things bless you?

- Give each child a jar and several squares of paper. Use a permanent marker to write the child's name on the jar.
- Have the children write kind and affirming words or draw a blessing on each paper. Encourage them to write the Faith Focus for the day on one paper.
- Have children fold the papers and put them in their jars.

**SAY:** Whenever you are feeling sad or need a blessing, read one of the papers from the blessing jar. You could even invite family or friends to write blessings for you and add them to your jar.

### **Guesstimating**

*Supplies: three large jars, marbles, buttons, large craft pom-poms*

*Prepare Ahead: Fill one large jar with marbles, another with buttons, and another with large pom-poms*

**SAY:** When something is overflowing the container it is in, it can be hard to tell how much there is. But we can guess or estimate.

- Show the children the jar with the large pom-poms in it. Invite them to estimate how many pom-poms are in the jar. Then, empty the jar and count the pom-poms. Observe whether the estimates were close or not.
- Do the same with the items in the other jars.

**ASK:** How do you make a good estimate?

## Measuring Fun

*Supplies:* large bowls, measuring cups, water, dry lentils, dry beans, dry pasta noodles, newspaper or plastic tarp

*Prepare Ahead:* Lay newspaper or a plastic tarp down under the activity area.

**ASK:** Why does something overflow? What have you seen that is overflowing?

- Invite the children to take turns using different measuring cups to experiment with different materials. As they play, observe what they are doing and make comments like “How many noodles fill that cup? Is that more or less than how many lentils fill that cup?”

## SHARE YOUR FAITH

### Big Faith Idea—Faith in God

*Supplies:* All-Ages Class Pack, olive or canola oil, bowl

*Prepare Ahead:* Display the Fall Big Faith Idea Poster (Class Pack—pp. 4 & 21). Make copies of the Unit 3 Family Faith Letter (Leader Guide—pp. 95–96) if needed. Place a small amount of oil in a bowl.

**SAY:** Our story today was about a woman who had some oil. Today, we mostly use this kind of oil for cooking. Some people use oil in their hair. Oil was very important and very precious. Oil can even be used as a blessing.

- Dip your finger in the oil and bless each child, making the sign of a cross on their hand.





**SAY:** *(Child's name)*, God will bless you and protect you.

**PRAY:** Repeat after me: “God, thank you for providing for us. We are so grateful for everything you provide. Show us how we can be your helpers who bless people in surprising ways. Amen.”

- Send a Unit 3 Family Faith Letter and activity home with each child who hasn't received them.
- Send home any activities or items made during today's session.

## REPRODUCIBLE SESSION 12 Where I Help

Draw or write how God shows you ways to help in each of these places. Then think of two other ways you can help!

 <p><b>CHURCH</b></p>	 <p><b>HOME</b></p>
 <p><b>SCHOOL</b></p>	 <p><b>PARK</b></p>
<hr/>	<hr/>