

Unit 3: Praise Makers

Faith Focus: We worship God together in different ways.

Let every living thing praise the LORD! (Psalm 150:6)

GROW IN FAITH

We Worship God with Our Presence—Luke 10:38-42

Today's Bible story tells about a time Jesus visited the home of two sisters, Martha and Mary. When Jesus arrived, Martha welcomed him as a guest. This was a typical form of hospitality during biblical times. People were expected to extend great hospitality to guests, whether you knew them or not. In contrast, Martha's sister, Mary, wasn't helping welcome the guests. She was sitting at Jesus' feet and listening to Jesus' teachings. To understand the gravity of Martha's complaint, we must again consider the cultural norms of the time. A seat at the feet of a teacher was likely not considered a place for women. Mary was expected to be helping her sister.

Jesus responded to their differing actions by saying, "Mary has chosen the better part." It could be that he was affirming women's inclusion among his followers. However, this could also be a reminder that sometimes what is expected and what is important are different. When we pay attention to what matters, we might notice where God is leading us. And sometimes, where our presence is needed might just change our perspectives.

- Debate Mary and Martha's perspectives.
- Discuss cultural norms.

SESSION OUTLINE

COME TOGETHER

Prepare to Learn
 Faith Focus—We Worship God Together in Different Ways
 Mary, Martha, and Jesus (Craft)

FAITH CONNECTIONS

Read the Story
 Big Faith Video
 Faith Response

FUN WITH FAITH

Listening Party
 (Music/Drawing)
 Mary and Martha
 Matching Game (Game)
 Read the Story Again
 (Storytelling)

SHARE YOUR FAITH

Big Faith Idea—Faith in
 Community

SUPPLIES

scissors
 craft sticks
 glue
 CEB kids' Bible or Bible
 storybook
 TV and DVD player or
 streaming device
 sticky notes
 crayons
 recordings of worship music
 device for playing music
 recordings
 paper

COME TOGETHER

Prepare to Learn

Supplies: All-Ages Class Pack, Activity Sheets, Activity Stickers

Prepare Ahead: Set up your area with supplies and activity pages needed for today's session. Display the Unit 3 Bible Verse Poster (Class Pack—pp. 9 & 16), Unit 3 Faith Focus Poster (Class Pack—pp. 5 & 20), and Unit 3 Faith Response Poster (Class Pack—pp. 7 & 18) to use later in the session.

- As children arrive, invite them to join you in a circle.
- Give each child a copy of the "Winter Sticker Page" (Activity Sheets—p. 29) and their own set of Activity Stickers. Have children place the cooking items sticker on the Session 11 space.

SAY: Praise makers have lots of ways to praise God. Praise makers spend time with God to tell God they love God and to listen to God's words of love. We call this time presence.

Faith Focus—We Worship God Together in Different Ways

Supplies: All-Ages Class Pack

Prepare Ahead: Display the Unit 3 Faith Focus Poster (Class Pack—pp. 5 & 20).

- Show children the Faith Focus Poster.

SAY: Our faith focus for today is "We worship God together in different ways."

ASK: How do you like to spend time with friends? How do you spend time with God?

- Give children time and space to share their ideas.

SAY: We can praise God when we spend time with God. We can spend time with God by praying, reading Scripture, going to church, and loving others.

Mary, Martha, and Jesus

Supplies: Activity Sheets, scissors, craft sticks, glue

Prepare Ahead: Tear out "Mary, Martha, and Jesus" (Session 11 Activity Sheet) for each child.

- Have the children cut out Mary, Martha, and Jesus from the activity sheet and glue each figure to a craft stick.

SAY: In today's story, we will hear about Mary, Martha, and Jesus. Let's find out how Mary and Martha spent time with Jesus.

- Have the children save the figures to use with another activity later.

FAITH CONNECTIONS

Read the Story

Supplies: CEB kids' Bible or CEB Bible storybook

- Invite the children to join you in a circle.
- Read about Mary and Martha (Luke 10:38–42) from a CEB kids' Bible or your favorite CEB Bible storybook.

ASK: What do you think Mary and Martha were feeling in this story?

Big Faith Video

Supplies: Big Faith DVD, TV, DVD player or streaming device

- Watch the Session 11 video on the Big Faith DVD or via your Amplify Media subscription.
- Give children time to respond to the questions on the screen. Discuss the questions as partner pairs, in small groups, or all together.

ASK: What was your favorite part of the video?

Faith Response

Supplies: All-Ages Class Pack, sticky notes, crayons

Prepare Ahead: Display the Unit 3 Bible Verse Poster (Class Pack—pp. 9 & 16), Unit 3 Faith Focus Poster (Class Pack—pp. 5 & 20), and Unit 3 Faith Response Poster (Class Pack—pp. 7 & 18).

- Invite children to wonder about the images on the posters.
- Encourage children to say the Bible verse with you.

SAY: Jesus wanted Mary and Martha to know that he would only be around for a short time. Mary and Martha did not need to do anything to impress Jesus. Mary and Martha just needed to listen to Jesus.

ASK: What are some ways you feel heard? What kinds of things do people do when they are really listening?

- Lay the Faith Response Poster on the floor or a table and invite the children to gather around it.
- Give each child a sticky note and crayons.

ASK: What do you see on our poster?

- Invite each child to write or draw one way he or she hopes to listen to God this week.
- Encourage the children to share and to stick their notes in the Presence section of the poster.

FUN WITH FAITH

Listening Party

Supplies: CD player or other device for playing music, worship music recordings, crayons, paper

SAY: The Scriptures we read and the songs we sing in worship teach us about God. Let's spend time listening to worship music. As we listen, draw what the words make you feel or write words that stand out to you.

- Give each child crayons and a piece of paper.
- Have the children listen to the music you selected.
- Invite the children to draw how the music makes them feel or write the words that stand out to them.
- Encourage children to share what they have written.

SAY: When we listen attentively, we can learn more about God and God's love for us.

Mary and Martha Matching Game

Supplies: crayons, scissors

Prepare Ahead: Make copies of the reproducible "Mary and Martha Matching Game" (Leader Guide—p. 76).

SAY: Let's review today's story with a game.

- Give each child a copy of "Mary and Martha Matching Game." Encourage the children to color the pictures.
- Have the children cut out the game cards.
- Invite the children to pair up. Have the children use one deck of cards and place the cards face-down. Each child should turn over two cards, looking for a match. When a child gets a match, that child keeps the match and tries again. If a child does not get a match, have the child turn the cards back over. Then the other person gets a turn.

Read the Story Again

Supplies: CEB kids' Bible or Bible storybook, craft-stick puppets from the "Mary, Martha, and Jesus" activity

SAY: In today's story, Mary spent time kneeling before Jesus while Martha spent time trying to prepare for a special guest. Jesus was the special guest. Let's re-enact our story using our craft-stick puppets.

- Reread the story.
- Have the children hold up the appropriate craft-stick puppet each time the name of the person is mentioned in the story.
- Reread the story, faster. Read more and more quickly so that the children must scramble to hold up the correct puppet.

SHARE YOUR FAITH

Big Faith Idea—Faith in Community

Supplies: All-Ages Class Pack

Prepare Ahead: Display the Winter Big Faith Idea Poster (Class Pack—pp. 4 & 21). Photocopy the Unit 3 Family Faith Letter (Leader Guide—pp. 95–96) if needed.

- Show children the Big Faith Idea Poster.

SAY: Praising God can look different for different people. Sometimes it looks like listening to music and reading God's word. Sometimes it means serving others and caring for someone's needs.

- Have the children gather in a circle.
- One at a time, invite each child to share one way he or she will listen for God this week.

SAY: We can praise God by being still and listening. Let's spend some time listening to God now. I will start our prayer time with silence. Then I will finish the prayer.







PRAY: (Pause for 1 minute.) Thank you, God, for all the ways we can praise you. Help us to pay attention to you this week. Amen.

- Send the Family Faith Letter home with each child who hasn't received it.
- Send home any activities or items made during today's session.

REPRODUCIBLE SESSION 11

Mary and Martha Matching Game

Cut out the cards and pair up with a partner. Using one deck of cards, mix them up and place them face-down. Take turns turning over two cards each to see if they match. If they don't, put them face-down where you found them. If you match two cards, place them beside you and try again. Continue taking turns until all cards are matched.



Art: Naoko Matsunaga/Illustration Online LLC